

Solenoid valve(5/2 way,5/3 way)

4V300 Series

4V300



Specification

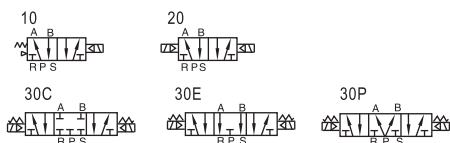
Model	4V310-08 4V320-08	4V330C-08 4V330E-08 4V330P-08	4V310-10 4V320-10	4V330C-10 4V330E-10 4V330P-10
Fluid	Air(to be filtered by 40 μ m filter element)			
Acting	Internal pilot or external pilot			
Port size ①	In=Out=Exhaust=1/4"		In=Out=3/8" Exhaust=1/4"	
Orifice size	25.0mm ² (Cv=1.40)	18.0mm ² (Cv=1.00)	30.0mm ² (Cv=1.68)	18.0mm ² (Cv=1.00)
Valve type	5 port 2 position	5 port 3 position	5 port 2 position	5 port 3 position
Operating pressure	0.15~0.8MPa(21~114psi)			
Proof pressure	1.5MPa(215psi)			
Temperature °C	-20~70			
Material of body	Aluminum alloy			
Lubrication ②	Not required			
Max. frequency ③	4 cycle/sec	3 cycle/sec	4 cycle/sec	3 cycle/sec
Weight	4V310-08:310g 4V320-08:400g	450g	4V310-10:310g 4V320-10:400g	450g

① PT thread, NPT thread and G thread are available.

② Once lubricated air is used, continue with same medium to optimise valve life span. Lubricants like ISO VG32 or equivalent are recommended.

③ The maximum actuation frequency is in the no-load state.

Symbol



Coil specification

Item	Specification
Standard voltage	AC220V, AC110V, AC24V, DC24V, DC12V
Scope of voltage	AC: ± 15% DC: ± 10%
Power consumption	AC:3.5VA DC:3.0W
Protection	IP65(DIN40050)
Temperature classification	B Class
Electrical entry	Terminal, Grommet
Activating time	0.05 sec and below

Product feature

- Pilot-oriented mode: Internal pilot or external pilot.
- Structure in sliding column mode: good tightness and sensitive reaction.
- Three position solenoid valves have three kinds of central function for your choice.
- Double control solenoid valves have memory function.
- Internal hole adopts special processing technology which has little attrition friction, low start pressure and long service life.
- No need to add oil for lubrication.
- It is available to form integrated valve group with the base to save installation space.
- Affiliated manual devices are equipped to facilitate installation and debugging.
- Several standard voltage grades are optional.

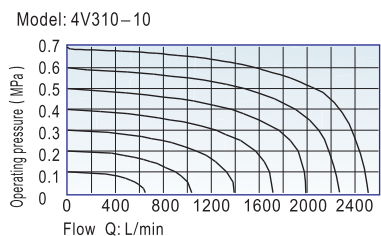
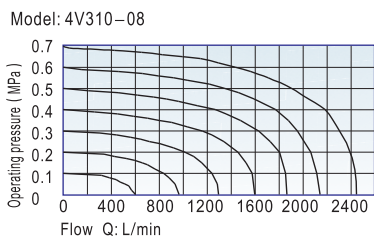
Ordering code

4 V 3 10 10 A □ □ -W

- Model**
 - 4V: Solenoid valve(5/2, 5/3 way)
- Code**
 - 3: 300 Series
- Valve type**
 - 10: Single solenoid 5/2 way
 - 20: Double solenoid 5/2 way
 - 30C: Double solenoid 5/3 way closed center
 - 30E: Double solenoid 5/3 way exhaust center
 - 30P: Double solenoid 5/3 way pressure center
- Port size**
 - 08: 1/4"
 - 10: 3/8"
- Voltage**
 - A: AC220V
 - B: DC24V
 - C: AC110V
 - E: AC24V
 - F: DC12V
- Pilot type**
 - Blank: Internal pilot
 - Without M5 thread hole
 - W: External pilot
 - With M5 thread hole
- Thread type**
 - Blank: PT
 - T: NPT
 - G: G
- Electrical entry**
 - Blank: Terminal
 - I: Grommet

Please refer to 37 for manifold specification and the order way.

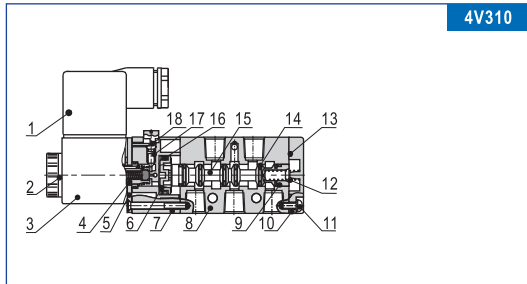
Flow chart



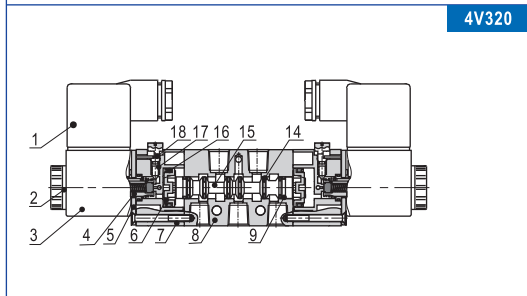
Solenoid valve(5/2 way,5/3 way)

4V300 Series

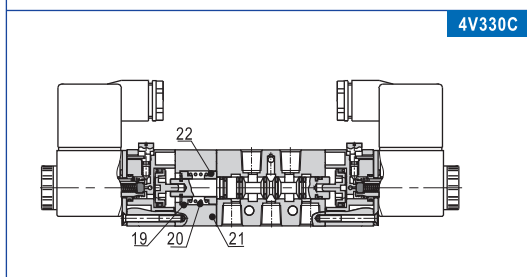
Inner structure



4V310



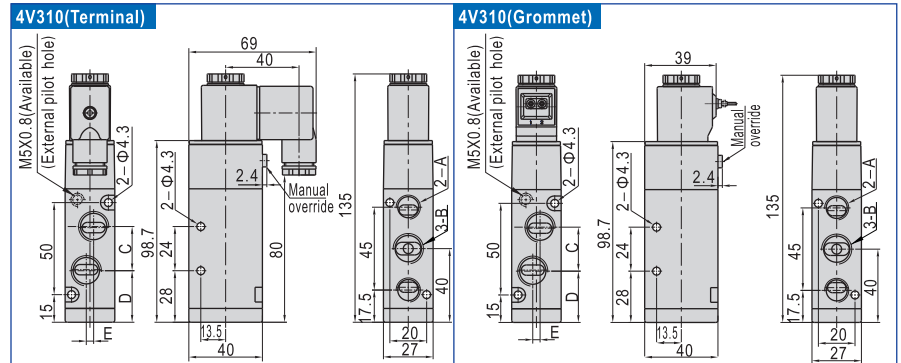
4V320



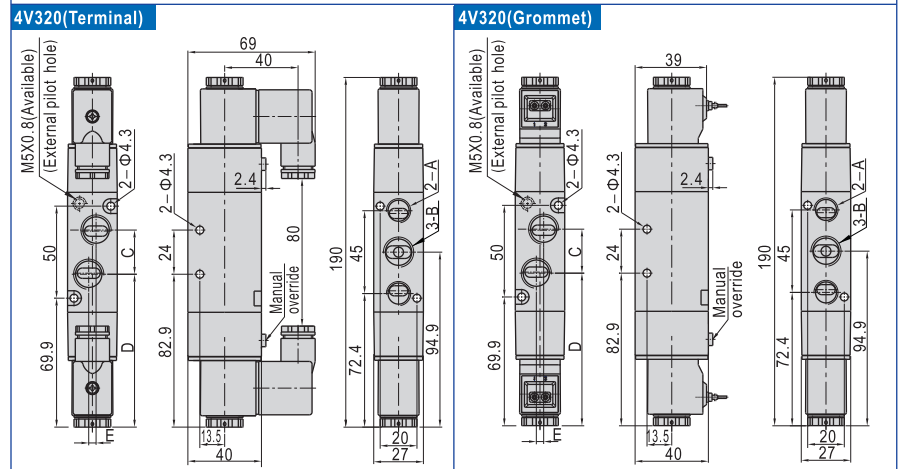
4V330C

No.	Item	No.	Item	No.	Item
1	Connector	9	Wear ring	17	Override spring
2	Coil net	10	Bottom cover	18	Manual override
3	Coil	11	Fixed screw	19	Spring holder
4	Armature	12	Spool spring	20	Return spring
5	Fixed plate	13	Bottom cover gasket	21	Side cover
6	Piston	14	Spool O-ring	22	Spring holder
7	Pilot kit	15	Spool		
8	Body	16	Piston O-ring		

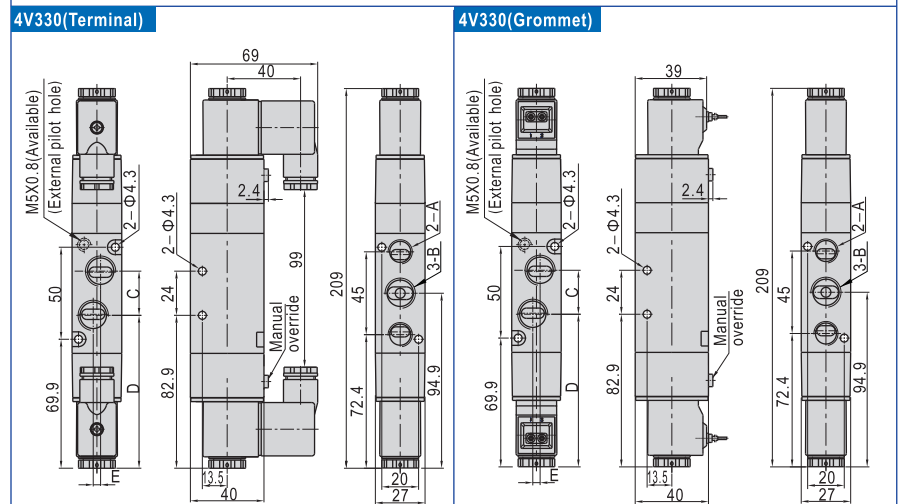
Dimensions



Model/Item	A	B	C	D	E
4V310-08	1/4"	1/4"	22	29	0
4V310-10	1/4"	3/8"	24	28	4



Model/Item	A	B	C	D	E
4V320-08	1/4"	1/4"	22	83.9	0
4V320-10	1/4"	3/8"	24	82.9	4



Model/Item	A	B	C	D	E
4V330-08	1/4"	1/4"	22	83.9	0
4V330-10	1/4"	3/8"	24	82.9	4



4V300

