

FEATURES

- C0G (NP0), X7R, X5R, Z5U and Y5V Dielectrics
- 10, 16, 25, 50, 100 and 200 Volts
- Standard End Metallization: Tin-plate over nickel barrier
- Available Capacitance Tolerances: ± 0.10 pF; ± 0.25 pF; ± 0.5 pF; $\pm 1\%$; $\pm 2\%$; $\pm 5\%$; $\pm 10\%$; $\pm 20\%$; and $+80\%$ - 20%
- Tape and reel packaging per EIA481-1. (See page 92 for specific tape and reel information.) Bulk Cassette packaging (0402, 0603, 0805 only) per IEC60286-6 and EIAJ 7201.
- RoHS Compliant

CAPACITOR OUTLINE DRAWINGS



DIMENSIONS—MILLIMETERS AND (INCHES)

| EIA SIZE CODE | METRIC SIZE CODE | L - LENGTH | W - WIDTH | T THICKNESS | B - BANDWIDTH | S SEPARATION minimum | MOUNTING TECHNIQUE |
|---------------|------------------|-----------------------------|-----------------------------------|---------------------------------------|------------------------------|----------------------|--------------------------------|
| 0201* | 0603 | 0.6 (.024) \pm .03 (.001) | 0.3 \pm (.012) \pm .03 (.001) | See page 78 for thickness dimensions. | 0.15 (.006) \pm .05 (.002) | N/A | Solder Reflow |
| 0402* | 1005 | 1.0 (.04) \pm .05 (.002) | 0.5 (.02) \pm .05 (.002) | | 0.20 (.008) \pm .40 (.016) | 0.3 (.012) | |
| 0603 | 1608 | 1.6 (.063) \pm .15 (.006) | 0.8 (.032) \pm .15 (.006) | | 0.35 (.014) \pm .15 (.006) | 0.7 (.028) | Solder Wave + or Solder Reflow |
| 0805* | 2012 | 2.0 (.079) \pm .20 (.008) | 1.25 (.049) \pm .20 (.008) | | 0.50 (.02) \pm .25 (.010) | 0.75 (.030) | |
| 1206* | 3216 | 3.2 (.126) \pm .20 (.008) | 1.6 (.063) \pm .20 (.008) | | 0.50 (.02) \pm .25 (.010) | N/A | |
| 1210* | 3225 | 3.2 (.126) \pm .20 (.008) | 2.5 (.098) \pm .20 (.008) | | 0.50 (.02) \pm .25 (.010) | N/A | Solder Reflow |
| 1808 | 4520 | 4.5 (.177) \pm .30 (.012) | 2.0 (.079) \pm .20 (.008) | | 0.60 (.024) \pm .35 (.014) | N/A | |
| 1812 | 4532 | 4.5 (.177) \pm .30 (.012) | 3.2 (.126) \pm .30 (.012) | | 0.60 (.024) \pm .35 (.014) | N/A | |
| 1825* | 4564 | 4.5 (.177) \pm .30 (.012) | 6.4 (.252) \pm .40 (.016) | | 0.60 (.024) \pm .35 (.014) | N/A | |
| 2220 | 5650 | 5.6 (.220) \pm .40 (.016) | 5.0 (.197) \pm .40 (.016) | | 0.60 (.024) \pm .35 (.014) | N/A | |
| 2225 | 5664 | 5.6 (.220) \pm .40 (.016) | 6.3 (.248) \pm .40 (.016) | 0.60 (.024) \pm .35 (.014) | N/A | | |

* Note: Indicates EIA Preferred Case Sizes (Tightened tolerances apply for 0402, 0603, and 0805 packaged in bulk cassette, see page 96.)
+ For extended value 1210 case size - solder reflow only.

CAPACITOR ORDERING INFORMATION (Standard Chips - For Military see page 87)

CERAMIC SIZE CODE SPECIFICATION
C - Standard

CAPACITANCE CODE
Expressed in Picofarads (pF)
First two digits represent significant figures.
Third digit specifies number of zeros. (Use 9 for 1.0 through 9.9pF. Use 8 for 0.5 through 0.99pF)
(Example: 2.2pF = 229 or 0.50 pF = 508)

CAPACITANCE TOLERANCE
B - ± 0.10 pF J - $\pm 5\%$
C - ± 0.25 pF K - $\pm 10\%$
D - ± 0.5 pF M - $\pm 20\%$
F - $\pm 1\%$ P - (GMV) - special order only
G - $\pm 2\%$ Z - $+80\%$, -20%

END METALLIZATION
C-Standard (Tin-plated nickel barrier)

FAILURE RATE LEVEL
A- Not Applicable

TEMPERATURE CHARACTERISTIC
Designated by Capacitance Change Over Temperature Range
G - C0G (NP0) (± 30 PPM/ $^{\circ}$ C)
R - X7R ($\pm 15\%$) (-55° C + 125° C)
P - X5R ($\pm 15\%$) (-55° C + 85° C)
U - Z5U ($+22\%$, -56%) ($+10^{\circ}$ C + 85° C)
V - Y5V ($+22\%$, -82%) (-30° C + 85° C)

VOLTAGE
1 - 100V 3 - 25V
2 - 200V 4 - 16V
5 - 50V 8 - 10V
6 - 35V 9 - 6.3V
7 - 4V

* Part Number Example: C0805C103K5RAC* (14 digits - no spaces)

C0G CAPACITANCE RANGE – 1210, 1812, 1825, 2220, 2225

| Cap pF | Cap Code | Cap Tolerance | C1210* | | | | | C1812* | | | C1825* | | | C2220 | | | C2225 | | |
|------------|----------|---------------|--------|-----|-----|-----|------|--------|-----|------|--------|-----|------|-------|-----|------|-------|-----|------|
| | | | 10V | 16V | 25V | 50V | 100V | 200V | 50V | 100V | 200V | 50V | 100V | 200V | 50V | 100V | 200V | 50V | 100V |
| 0.5-2.4 | 508-249 | D | FB | FB | FB | FB | FB | | | | | | | | | | | | |
| 2.7-9.1 | 279-919 | D | FB | FB | FB | FB | FB | | | | | | | | | | | | |
| 10.0-13.0 | 100-130 | D | FB | FB | FB | FB | FB | | | | | | | | | | | | |
| 15.0-24.0 | 150-240 | D | FB | FB | FB | FB | FB | | | | | | | | | | | | |
| 27.0-51.0 | 270-510 | D | FB | FB | FB | FB | FB | | | | | | | | | | | | |
| 56.0-82.0 | 560-820 | D | FB | FB | FB | FB | FB | | | | | | | | | | | | |
| 91.0-360.0 | 910-361 | D | FB | FB | FB | FB | FB | | | | | | | | | | | | |
| 390.0 | 391 | D | FB | FB | FB | FB | FB | | | | | | | | | | | | |
| 430.0 | 431 | D | FB | FB | FB | FB | FB | | | | | | | | | | | | |
| 470.0 | 471 | D | FB | FB | FB | FB | FB | | | | | | | | | | | | |
| 510.0 | 511 | D | FB | FB | FB | FB | FB | | | | | | | | | | | | |
| 560.0 | 561 | D | FB | FB | FB | FB | FB | | | | | | | | | | | | |
| 620.0 | 621 | D | FB | FB | FB | FB | FB | | | | | | | | | | | | |
| 680.0 | 681 | D | FB | FB | FB | FB | FB | | | | | | | | | | | | |
| 750.0 | 751 | D | FB | FB | FB | FB | FB | | | | | | | | | | | | |
| 820.0 | 821 | D | FB | FB | FB | FB | FB | | | | | | | | | | | | |
| 910.0 | 911 | D | FB | FB | FB | FB | FB | | | | | | | | | | | | |
| 1,000.0 | 102 | D | FB | FB | FB | FB | FB | | | | | | | | | | | | |
| 1,100.0 | 112 | D | FB | FB | FB | FB | FB | | | | | | | | | | | | |
| 1,200.0 | 122 | D | FB | FB | FB | FB | FB | | | | | | | | | | | | |
| 1,300.0 | 132 | D | FB | FB | FB | FB | FB | | | | | | | | | | | | |
| 1,500.0 | 152 | D | FB | FB | FB | FB | FB | | | | | | | | | | | | |
| 1,600.0 | 162 | D | FB | FB | FB | FB | FB | | | | | | | | | | | | |
| 1,800.0 | 182 | D | FB | FB | FB | FB | FB | | | | | | | | | | | | |
| 2,000.0 | 202 | D | FB | FB | FB | FB | FB | | | | | | | | | | | | |
| 2,200.0 | 222 | D | FB | FB | FB | FB | FB | | | | | | | | | | | | |
| 2,400.0 | 242 | D | FB | FB | FB | FB | FB | | | | | | | | | | | | |
| 2,700.0 | 272 | D | FB | FB | FB | FB | FB | | | | | | | | | | | | |
| 3,000.0 | 302 | D | FB | FB | FB | FB | FB | | | | | | | | | | | | |
| 3,300.0 | 332 | D | FB | FB | FB | FB | FB | | | | | | | | | | | | |
| 3,600.0 | 362 | D | FB | FB | FB | FB | FB | | | | | | | | | | | | |
| 3,900.0 | 392 | D | FB | FB | FB | FB | FB | | | | | | | | | | | | |
| 4,300.0 | 432 | D | FB | FB | FB | FB | FB | | | | | | | | | | | | |
| 4,700.0 | 472 | D | FB | FB | FB | FB | FB | | | | | | | | | | | | |
| 5,100.0 | 512 | D | FB | FB | FB | FB | FB | | | | | | | | | | | | |
| 5,600.0 | 562 | D | FB | FB | FB | FB | FB | | | | | | | | | | | | |
| 6,200.0 | 622 | D | FB | FB | FB | FB | FB | | | | | | | | | | | | |
| 6,800.0 | 682 | D | FB | FB | FB | FB | FB | | | | | | | | | | | | |
| 7,500.0 | 752 | D | FB | FB | FB | FB | FB | | | | | | | | | | | | |
| 8,200.0 | 822 | D | FB | FB | FB | FB | FB | | | | | | | | | | | | |
| 9,100.0 | 912 | D | FB | FB | FB | FB | FB | | | | | | | | | | | | |
| 10,000.0 | 103 | D | FB | FB | FB | FB | FB | | | | | | | | | | | | |
| 12,000.0 | 123 | D | FB | FB | FB | FB | FB | | | | | | | | | | | | |
| 15,000.0 | 153 | D | FB | FB | FB | FB | FB | | | | | | | | | | | | |
| 18,000.0 | 183 | D | FB | FB | FB | FB | FB | | | | | | | | | | | | |
| 22,000.0 | 223 | D | FB | FB | FB | FB | FB | | | | | | | | | | | | |
| 27,000.0 | 273 | D | FB | FB | FB | FB | FB | | | | | | | | | | | | |
| 33,000.0 | 333 | D | FB | FB | FB | FB | FB | | | | | | | | | | | | |
| 47,000.0 | 473 | D | FB | FB | FB | FB | FB | | | | | | | | | | | | |
| 56,000.0 | 563 | D | FB | FB | FB | FB | FB | | | | | | | | | | | | |
| 68,000.0 | 683 | D | FB | FB | FB | FB | FB | | | | | | | | | | | | |
| 82,000.0 | 823 | D | FB | FB | FB | FB | FB | | | | | | | | | | | | |
| 100,000.0 | 104 | D | FB | FB | FB | FB | FB | | | | | | | | | | | | |
| 150,000.0 | 154 | D | FB | FB | FB | FB | FB | | | | | | | | | | | | |
| 220,000.0 | 224 | D | FB | FB | FB | FB | FB | | | | | | | | | | | | |
| 270,000.0 | 274 | D | FB | FB | FB | FB | FB | | | | | | | | | | | | |
| 330,000.0 | 334 | D | FB | FB | FB | FB | FB | | | | | | | | | | | | |
| 470,000.0 | 474 | D | FB | FB | FB | FB | FB | | | | | | | | | | | | |
| 560,000.0 | 564 | D | FB | FB | FB | FB | FB | | | | | | | | | | | | |

X7R CAPACITANCE RANGE – 0402, 0603, 0805, 1206

| Cap pF | Cap Code | Cap Tol | C0402 | | | | | C0603 | | | | | C0805 | | | | | C1206 | | | | | | | | | | |
|--------|----------|---------|-------|-----|-----|-----|-----|-------|-----|-----|-----|-----|-------|------|------|-----|-----|-------|-----|------|------|------|-----|-----|-----|-----|------|------|
| | | | 6.3V | 10V | 16V | 25V | 50V | 6.3V | 10V | 16V | 25V | 50V | 100V | 200V | 6.3V | 10V | 16V | 25V | 50V | 100V | 200V | 6.3V | 10V | 16V | 25V | 50V | 100V | 200V |
| 150 | 151 | J, K, M | BB | BB | BB | BB | BB | CB | CB | CB | CB | CB | CB | DC | DC | DC | DC | DC | DC | DC | DC | | | | | | | |
| 180 | 181 | J, K, M | BB | BB | BB | BB | BB | CB | CB | CB | CB | CB | CB | DC | DC | DC | DC | DC | DC | DC | DC | | | | | | | |
| 220 | 221 | J, K, M | BB | BB | BB | BB | BB | CB | CB | CB | CB | CB | CB | DC | DC | DC | DC | DC | DC | DC | DC | | | | | | | |
| 270 | 271 | J, K, M | BB | BB | BB | BB | BB | CB | CB | CB | CB | CB | CB | DC | DC | DC | DC | DC | DC | DC | DC | | | | | | | |
| 330 | 331 | J, K, M | BB | BB | BB | BB | BB | CB | CB | CB | CB | CB | CB | DC | DC | DC | DC | DC | DC | DC | DC | | | | | | | |
| 390 | 391 | J, K, M | BB | BB | BB | BB | BB | CB | CB | CB | CB | CB | CB | DC | DC | DC | DC | DC | DC | DC | DC | | | | | | | |
| 470 | 471 | J, K, M | BB | BB | BB | BB | BB | CB | CB | CB | CB | CB | CB | DC | DC | DC | DC | DC | DC | DC | DC | | | | | | | |
| 560 | 561 | J, K, M | BB | BB | BB | BB | BB | CB | CB | CB | CB | CB | CB | DC | DC | DC | DC | DC | DC | DC | DC | | | | | | | |
| 680 | 681 | J, K, M | BB | BB | BB | BB | BB | CB | CB | CB | CB | CB | CB | DC | DC | DC | DC | DC | DC | DC | DC | | | | | | | |
| 820 | 821 | J, K, M | BB | BB | BB | BB | BB | CB | CB | CB | CB | CB | CB | DC | DC | DC | DC | DC | DC | DC | DC | | | | | | | |
| 1,000 | 102 | J, K, M | BB | BB | BB | BB | BB | CB | CB | CB | CB | CB | CB | DC | DC | DC | DC | DC | DC | DC | DC | EB | EB | EB | EB | EB | EB | EB |
| 1,200 | 122 | J, K, M | BB | BB | BB | BB | BB | CB | CB | CB | CB | CB | CB | DC | DC | DC | DC | DC | DC | DC | DC | EB | EB | EB | EB | EB | EB | EB |
| 1,500 | 152 | J, K, M | BB | BB | BB | BB | BB | CB | CB | CB | CB | CB | CB | DC | DC | DC | DC | DC | DC | DC | DC | EB | EB | EB | EB | EB | EB | EB |
| 1,800 | 182 | J, K, M | BB | BB | BB | BB | BB | CB | CB | CB | CB | CB | CB | DC | DC | DC | DC | DC | DC | DC | DC | EB | EB | EB | EB | EB | EB | EB |
| 2,200 | 222 | J, K, M | BB | BB | BB | BB | BB | CB | CB | CB | CB | CB | CB | DC | DC | DC | DC | DC | DC | DC | DC | EB | EB | EB | EB | EB | EB | EB |
| 2,700 | 272 | J, K, M | BB | BB | BB | BB | BB | CB | CB | CB | CB | CB | CB | DC | DC | DC | DC | DC | DC | DC | DC | EB | EB | EB | EB | EB | EB | EB |
| 3,300 | 332 | J, K, M | BB | BB | BB | BB | BB | CB | CB | CB | CB | CB | CB | DC | DC | DC | DC | DC | DC | DC | DC | EB | EB | EB | EB | EB | EB | EB |
| 3,900 | 392 | J, K, M | BB | BB | BB | BB | BB | CB | CB | CB | CB | CB | CB | DC | DC | DC | DC | DC | DC | DC | DC | EB | EB | EB | EB | EB | EB | EB |
| 4,700 | 472 | J, K, M | BB | BB | BB | BB | BB | CB | CB | CB | CB | CB | CB | DC | DC | DC | DC | DC | DC | DC | DC | EB | EB | EB | EB | EB | EB | EB |
| 5,600 | 562 | J, K, M | BB | BB | BB | BB | BB | CB | CB | CB | CB | CB | CB | DC | DC | DC | DC | DC | DC | DC | DC | EB | EB | EB | EB | EB | EB | EB |
| 6,800 | 682 | J, K, M | BB | BB | BB | BB | BB | CB | CB | CB | CB | CB | CB | DC | DC | DC | DC | DC | DC | DC | DC | EB | EB | EB | EB | EB | EB | EB |
| 8,200 | 822 | J, K, M | BB | BB | BB | BB | BB | CB | CB | CB | CB | CB | CB | DC | DC | DC | DC | DC | DC | DC | DC | EB | EB | EB | EB | EB | EB | EB |
| 10,000 | 103 | J, K, M | BB | BB | BB | BB | BB | CB | CB | CB | CB | CB | CB | DC | DC | DC | DC | DC | DC | DC | DC | EB | EB | EB | EB | EB | EB | EB |
| 12,000 | 123 | J, K, M | BB | BB | BB | BB | BB | CB | CB | CB | CB | CB | CB | DC | DC | DC | DC | DC | DC | DC | DC | EB | EB | EB | EB | EB | EB | EB |
| 15,000 | 153 | J, K, M | BB | BB | BB | BB | BB | CB | CB | CB | CB | CB | CB | DC | DC | DC | DC | DC | DC | DC | DC | EB | EB | EB | EB | EB | EB | EB |
| 18,000 | 183 | J, K, M | BB | BB | BB | BB | BB | CB | CB | CB | CB | CB | CB | DC | DC | DC | DC | DC | DC | DC | DC | EB | EB | EB | EB | EB | EB | EB |
| 22,000 | 223 | J, K, M | BB | BB | BB | BB | BB | CB | CB | CB | CB | CB | CB | DC | DC | DC | DC | DC | DC | DC | DC | EB | EB | EB | EB | EB | EB | EB |
| 27,000 | 273 | J, K, M | BB | BB | BB | BB | BB | | | | | | | | | | | | | | | | | | | | | |

X7R CAPACITANCE RANGE – 1210, 1808, 1812, 1825, 2220, 2225

| Cap pF | Cap Code | Cap Tol. | C1210 | | | | | | | C1808 | | | C1812 | | | | C1825 | | | C2220 | | | | C2225 | | |
|------------|----------|----------|-------|-----|-----|-----|-----|------|------|-------|------|------|-------|-----|------|------|-------|------|------|-------|-----|------|------|-------|------|------|
| | | | 6.3V | 10V | 16V | 25V | 50V | 100V | 200V | 50V | 100V | 200V | 25V | 50V | 100V | 200V | 50V | 100V | 200V | 25V | 50V | 100V | 200V | 50V | 100V | 200V |
| 2,200 | 222 | J,K,M | FB | FB | FB | FB | FB | FB | | | | | | | | | | | | | | | | | | |
| 2,700 | 272 | J,K,M | FB | FB | FB | FB | FB | FB | | | | | | | | | | | | | | | | | | |
| 3,300 | 332 | J,K,M | FB | FB | FB | FB | FB | FB | | | | | | | | | | | | | | | | | | |
| 3,900 | 392 | J,K,M | FB | FB | FB | FB | FB | FB | | | | | | | | | | | | | | | | | | |
| 4,700 | 472 | J,K,M | FB | FB | FB | FB | FB | FB | LD | LD | LD | | | | | | | | | | | | | | | |
| 5,600 | 562 | J,K,M | FB | FB | FB | FB | FB | FB | LD | LD | LD | | | | | | | | | | | | | | | |
| 6,800 | 682 | J,K,M | FB | FB | FB | FB | FB | FB | LD | LD | LD | GB | GB | GB | GB | | | | | | | | | | | |
| 8,200 | 822 | J,K,M | FB | FB | FB | FB | FB | FB | LD | LD | LD | GB | GB | GB | GB | | | | | | | | | | | |
| 10,000 | 103 | J,K,M | FB | FB | FB | FB | FB | FB | LD | LD | LD | GB | GB | GB | GB | | | | | | | | | | | |
| 12,000 | 123 | J,K,M | FB | FB | FB | FB | FB | FB | LD | LD | LD | GB | GB | GB | GB | | | | | | | | | | | |
| 15,000 | 153 | J,K,M | FB | FB | FB | FB | FB | FB | LD | LD | LD | GB | GB | GB | GB | | | | | | | | | | | |
| 18,000 | 183 | J,K,M | FB | FB | FB | FB | FB | FB | LD | LD | LD | GB | GB | GB | GB | | | | | | | | | | | |
| 22,000 | 223 | J,K,M | FB | FB | FB | FB | FB | FB | LD | LD | LD | GB | GB | GB | GB | HB | HB | HB | | | | | | | | |
| 27,000 | 273 | J,K,M | FB | FB | FB | FB | FB | FB | LD | LD | LD | GB | GB | GB | GB | HB | HB | HB | | | | | | | | |
| 33,000 | 333 | J,K,M | FB | FB | FB | FB | FB | FB | LD | LD | LD | GB | GB | GB | GB | HB | HB | HB | | | | | | | | |
| 39,000 | 393 | J,K,M | FB | FB | FB | FB | FB | FB | LD | LD | LD | GB | GB | GB | GB | HB | HB | HB | | | | | | | | |
| 47,000 | 473 | J,K,M | FB | FB | FB | FB | FB | FB | LD | LD | LD | GB | GB | GB | GB | HB | HB | HB | | | | | | KC | KC | KC |
| 56,000 | 563 | J,K,M | FB | FB | FB | FB | FB | FB | LD | LD | LD | GB | GB | GB | GB | HB | HB | HB | | | | | | KC | KC | KC |
| 68,000 | 683 | J,K,M | FB | FB | FB | FB | FB | FB | LD | LD | LD | GB | GB | GB | GB | HB | HB | HB | | | | | | KC | KC | KC |
| 82,000 | 823 | J,K,M | FB | FB | FB | FB | FB | FB | LD | LD | LD | GB | GB | GB | GB | HB | HB | HB | | | | | | KC | KC | KC |
| 100,000 | 104 | J,K,M | FB | FB | FB | FB | FB | FD | LD | | | GB | GB | GB | GB | HB | HB | HB | | | | | | JC | KC | KC |
| 120,000 | 124 | J,K,M | FB | FB | FB | FB | FD | | LD | | | GB | GB | GB | GB | HB | HB | HB | | | | | | JC | KC | KC |
| 150,000 | 154 | J,K,M | FC | FC | FC | FC | FD | | LD | | | GB | GB | GB | GE | HB | HB | HB | | | | | | JC | KC | KC |
| 180,000 | 184 | J,K,M | FC | FC | FC | FC | FD | | LD | | | GB | GB | GB | GF | HB | HB | HB | | | | | | JC | KC | KC |
| 220,000 | 224 | J,K,M | FC | FC | FC | FC | FD | | | | | GB | GB | GB | GG | HB | HB | HB | | | | | | JC | KC | KC |
| 270,000 | 274 | J,K,M | FC | FC | FC | FC | FD | | | | | GB | GB | GG | GG | HB | HB | HB | JC | JC | JC | JC | JC | JC | KC | KC |
| 330,000 | 334 | J,K,M | FD | FD | FD | FD | FD | | | | | GB | GB | GG | GG | HB | HB | HD | JC | JC | JC | JC | JC | JC | KC | KC |
| 390,000 | 394 | J,K,M | FD | FD | FD | FD | FD | | | | | GB | GB | GG | GG | HB | HB | HD | JC | JC | JC | JC | JC | JC | KC | KC |
| 470,000 | 474 | J,K,M | FD | FD | FD | FD | FD | FD | | | | GB | GB | GG | GJ | HB | HB | HD | JC | JC | JC | JC | JC | JC | KC | KD |
| 560,000 | 564 | J,K,M | FD | FD | FD | FD | FD | | | | | GC | GC | GG | | HB | HD | HD | JC | JC | JC | JC | JC | JC | KC | KD |
| 680,000 | 684 | J,K,M | FD | FD | FD | FD | FD | | | | | GC | GC | GG | | HB | HD | HD | JC | JC | JC | JC | JC | JC | KC | KE |
| 820,000 | 824 | J,K,M | FF | FF | FF | FF | FF | | | | | GE | GE | GG | | HB | HF | HF | JC | JC | JF | JF | JF | JF | KB | KE |
| 1,000,000 | 105 | J,K,M | FH | FH | FH | FH | FM | | | | | GE | GE | GG | | HB | HF | HF | JC | JC | JF | JF | JF | JF | KB | KE |
| 1,200,000 | 125 | J,K,M | FH | FH | FH | FH | FG | | | | | | | | HC | | | JC | JC | JC | JC | JC | JC | JC | KC | KE |
| 1,500,000 | 155 | J,K,M | FH | FH | FH | FH | FG | | | | | | | | HD | | | JC | JC | JC | JC | JC | JC | JC | KC | KE |
| 1,800,000 | 185 | J,K,M | FH | FH | FH | FH | FG | FT* | | | | | | | HD | | | JC | JC | JC | JC | JC | JC | JC | KD | |
| 2,200,000 | 225 | J,K,M | FJ | FJ | FJ | FJ | FG | | | | | | GO* | | | | | JF | JF | JF | JF | JF | JF | JF | KD | |
| 2,700,000 | 275 | J,K,M | FE | FE | FE | FE | | | | | | | | | | | | | | | | | | | | |
| 3,300,000 | 335 | J,K,M | FF | FF | FF | FM | | | | | | | | | | | | | | | | | | | | |
| 3,900,000 | 395 | J,K,M | FG | FG | FG | FM | | | | | | | | | | | | | | | | | | | | |
| 4,700,000 | 475 | J,K,M | FC+ | FC+ | FC+ | FS+ | | | | | | GK* | GK* | | | | | | | | | | | | | |
| 5,600,000 | 565 | J,K,M | FF+ | FF+ | FF+ | | | | | | | | | | | | | | | | | | | | | |
| 6,800,000 | 685 | J,K,M | FG+ | FG+ | FG+ | FM+ | | | | | | | | | | | | | | | | | | | | |
| 8,200,000 | 825 | J,K,M | FH+ | FH+ | FH+ | | | | | | | | | | | | | | | | | | | | | |
| 10,000,000 | 106 | J,K,M | FH+ | FH+ | FH+ | FS+ | | | | | | GK* | | | | | | | JF | JO | | | | | | |
| 12,000,000 | 126 | J,K,M | | | | | | | | | | | | | | | | | | | | | | | | |
| 15,000,000 | 156 | J,K,M | | | | | | | | | | | | | | | | | | | | | | | | |
| 18,000,000 | 186 | J,K,M | | | | | | | | | | | | | | | | | | | | | | | | |
| 22,000,000 | 226 | J,K,M | FS+ | FS+ | | | | | | | | | | | | | | | | | | | | | | |
| 47,000,000 | 476 | M | FS+ | FS+ | | | | | | | | | | | | | | | | | | | | | | |

* Capacitance tolerance K or M. Contact your local KEMET Sales Rep for J tolerance availability. + Reflow Only ° M tolerance only
 NOTE: For non-standard capacitance values or voltages, contact your local KEMET sales representative.
 50 Volt Ceramic Chips can be used for 63 volt applications.

Improved product with higher ratings and tighter capacitance tolerance product may be substituted within the same size (length, width, and thickness) at KEMET's option. Reels with such substitutions will be marked with the improved KEMET part numbers.

Y5V CAPACITANCE RANGE

| Cap pF | Cap Code | Cap Tol. | C0402* | | | C0603* | | | | C0805* | | | | | C1206* | | | | | C1210* | | | | | |
|-----------|----------|----------|--------|-----|-----|--------|-----|-----|-----|--------|-----|-----|-----|-----|--------|-----|-----|-----|-----|--------|-----|-----|-----|-----|----|
| | | | 6.3V | 10V | 16V | 6.3V | 10V | 16V | 25V | 6.3V | 10V | 16V | 25V | 50V | 6.3V | 10V | 16V | 25V | 50V | 6.3V | 10V | 16V | 25V | 50V | |
| 22,000 | 223 | Z | BB | BB | BB | CB | CB | CB | CB | | | | | DC | | | | | EB | | | | | | |
| 27,000 | 273 | Z | BB | BB | BB | CB | CB | CB | CB | | | | | DC | | | | | EB | | | | | | |
| 33,000 | 333 | Z | BB | BB | BB | CB | CB | CB | CB | | | | | DC | | | | | EB | | | | | | |
| 39,000 | 393 | Z | BB | BB | BB | CB | CB | CB | CB | | | | | DC | | | | | EB | | | | | | |
| 47,000 | 473 | Z | BB | BB | BB | CB | CB | CB | CB | | | | | DC | | | | | EB | | | | | | |
| 56,000 | 563 | Z | BB | BB | BB | CB | CB | CB | CB | | | | | DD | | | | | EB | | | | | | |
| 68,000 | 683 | Z | BB | BB | BB | CB | CB | CB | CB | | | | | DD | | | | | EB | | | | | | |
| 82,000 | 823 | Z | BB | BB | BB | CB | CB | CB | CB | | | | | DD | | | | | EB | | | | | | |
| 100,000 | 104 | Z | BB | BB | BB | CB | CB | CB | CB | | | | | DD | | | | | EB | | | | | | |
| 120,000 | 124 | Z | | | | CC | CC | CC | CC | | | | | | | | | | | | | | | | |
| 150,000 | 154 | Z | | | | CC | CC | CC | CC | DC | DC | DC | DC | | | | | | | | | | | | |
| 180,000 | 184 | Z | | | | CC | CC | CC | CC | DC | DC | DC | DC | | | | | | | | | | | | |
| 220,000 | 224 | Z | BB | | | CC | CC | CC | CC | DC | DC | DC | DC | DD | EC | EC | EC | EC | FD | FD | FD | FD | FD | FD | FD |
| 270,000 | 274 | Z | | | | CC | CC | CC | CC | DC | DC | DC | DC | | EB | EB | EB | EB | FD | FD | FD | FD | FD | FD | FD |
| 330,000 | 334 | Z | | | | CC | CC | CC | CC | DC | DC | DC | DC | | EB | EB | EB | EB | FD | FD | FD | FD | FD | FD | FD |
| 390,000 | 394 | Z | | | | CC | CC | CC | CC | DC | DC | DC | DC | | EB | EB | EB | EB | FD | FD | FD | FD | FD | FD | FD |
| 470,000 | 474 | Z | BB | | | CC | CC | CC | CC | DC | DC | DC | DC | | EB | EB | EB | EB | FD | FD | FD | FD | FD | FD | FD |
| 560,000 | 564 | Z | | | | CC | CC | CC | CC | DD | DD | DD | DD | | EB | EB | EB | EB | FD | FD | FD | FD | FD | FD | FD |
| 680,000 | 684 | Z | | | | CC | CC | CC | CC | DE | DE | DE | DE | | EB | EB | EB | EB | FD | FD | FD | FD | FD | FD | FD |
| 820,000 | 824 | Z | | | | CC | CC | CC | CC | DG | DG | DG | DG | | EB | EB | EB | EB | FD | FD | FD | FD | FD | FD | FD |
| 1,000,000 | 105 | Z | BB | | | CC | CC | | | DG | DG | DG | DG | | EG | EG | EG | EG | FH | FH | FH | FH | FH | FH | FH |
| 1,200,000 | 125 | Z | | | | | | | | DC | DC | DC | DC | | EC | EC | EC | EC | FD | FD | FD | FD | FD | FD | FD |
| 1,500,000 | 155 | Z | | | | | | | | DC | DC | DC | DC | | EC | EC | EC | EC | FD | FD | FD | FD | FD | FD | FD |
| 1,800,000 | 185 | Z | | | | | | | | DD | DD | DD | DD | | EC | EC | EC | EC | FD | FD | FD | FD | FD | FD | FD |
| 2,200,000 | | | | | | | | | | | | | | | | | | | | | | | | | |

Thickness Code Reference Chart Packaging Quantity Based on Finished Chip Thickness Specifications

| Thickness Code | Chip Size | Chip Thickness Range (mm) | Qty per Reel 7" Plastic | Qty per Reel 13" Plastic | Qty per Reel 7" Paper | Qty per Reel 13" Paper | Qty per Bulk Cassette |
|----------------|-----------|---------------------------|-------------------------|--------------------------|-----------------------|------------------------|-----------------------|
| AA | 0201 | 0.30 ± 0.03 | N/A | N/A | 15,000 | N/A | N/A |
| BB | 0402 | 0.50 ± 0.05 | N/A | N/A | 10,000 | 50,000 | 50,000 |
| CB | 0603 | 0.80 ± 0.07 | N/A | N/A | 4,000 | 10,000 | 15,000 |
| CC | 0603 | 0.80 ± 0.10 | N/A | N/A | 4,000 | 10,000 | N/A |
| CD | 0603 | 0.80 ± 0.15 | N/A | N/A | 4,000 | 10,000 | N/A |
| DB | 0805 | 0.60 ± 0.10 | N/A | N/A | 4,000 | 10,000 | 10,000 |
| DC | 0805 | 0.78 ± 0.10 | N/A | N/A | 4,000 | 10,000 | N/A |
| DD | 0805 | 0.90 ± 0.10 | N/A | N/A | 4,000 | 10,000 | N/A |
| DE | 0805 | 1.00 ± 0.10 | 2,500 | 10,000 | N/A | N/A | N/A |
| DF | 0805 | 1.10 ± 0.10 | 2,500 | 10,000 | N/A | N/A | N/A |
| DG | 0805 | 1.25 ± 0.15 | 2,500 | 10,000 | N/A | N/A | N/A |
| DH | 0805 | 1.25 ± 0.20 | 2,500 | 10,000 | N/A | N/A | N/A |
| DJ | 0805 | 1.25 ± 0.20 | 3,000 | N/A | N/A | N/A | N/A |
| DK | 0805 | 1.25 ± 0.15 | 3,000 | N/A | N/A | N/A | N/A |
| DL | 0805 | 0.95 ± 0.10 | 4,000 | 10,000 | N/A | N/A | N/A |
| EB | 1206 | 0.78 ± 0.10 | 4,000 | 10,000 | 4,000 | 10,000 | N/A |
| EC | 1206 | 0.90 ± 0.10 | 4,000 | 10,000 | N/A | N/A | N/A |
| ED | 1206 | 1.00 ± 0.10 | 2,500 | 10,000 | N/A | N/A | N/A |
| EE | 1206 | 1.10 ± 0.10 | 2,500 | 10,000 | N/A | N/A | N/A |
| EF | 1206 | 1.20 ± 0.15 | 2,500 | 10,000 | N/A | N/A | N/A |
| EG | 1206 | 1.60 ± 0.15 | 2,000 | 8,000 | N/A | N/A | N/A |
| EH | 1206 | 1.60 ± 0.20 | 2,000 | 8,000 | N/A | N/A | N/A |
| EJ | 1206 | 1.70 ± 0.20 | 2,000 | 8,000 | N/A | N/A | N/A |
| EK | 1206 | 0.80 ± 0.10 | 2,000 | 8,000 | N/A | N/A | N/A |
| EL | 1206 | 1.15 ± 0.15 | 2,000 | 8,000 | N/A | N/A | N/A |
| EM | 1206 | 1.25 ± 0.15 | 2,500 | 10,000 | N/A | N/A | N/A |
| EN | 1206 | 0.95 ± 0.10 | 4,000 | 10,000 | N/A | N/A | N/A |
| FB | 1210 | 0.78 ± 0.10 | 4,000 | 10,000 | N/A | N/A | N/A |
| FC | 1210 | 0.90 ± 0.10 | 4,000 | 10,000 | N/A | N/A | N/A |
| FD | 1210 | 0.95 ± 0.10 | 4,000 | 10,000 | N/A | N/A | N/A |
| FE | 1210 | 1.00 ± 0.10 | 2,500 | 10,000 | N/A | N/A | N/A |
| FF | 1210 | 1.10 ± 0.10 | 2,500 | 10,000 | N/A | N/A | N/A |
| FG | 1210 | 1.25 ± 0.15 | 2,500 | 10,000 | N/A | N/A | N/A |
| FH | 1210 | 1.55 ± 0.15 | 2,000 | 8,000 | N/A | N/A | N/A |
| FJ | 1210 | 1.85 ± 0.20 | 2,000 | 8,000 | N/A | N/A | N/A |
| FK | 1210 | 2.10 ± 0.20 | 2,000 | 8,000 | N/A | N/A | N/A |
| FL | 1210 | 1.40 ± 0.15 | 2,000 | 8,000 | N/A | N/A | N/A |
| FM | 1210 | 1.70 ± 0.20 | 2,000 | 8,000 | N/A | N/A | N/A |
| FN | 1210 | 1.85 ± 0.20 | 2,000 | 8,000 | N/A | N/A | N/A |
| FO | 1210 | 1.50 ± 0.20 | 2,000 | 8,000 | N/A | N/A | N/A |
| FP | 1210 | 1.60 ± 0.20 | 2,000 | 8,000 | N/A | N/A | N/A |
| FQ | 1210 | 2.50 ± 0.22 | 1,500 | N/A | N/A | N/A | N/A |
| FR | 1210 | 2.25 ± 0.20 | 2,000 | 8,000 | N/A | N/A | N/A |
| FS | 1210 | 2.50 ± 0.20 | 1,000 | 4,000 | N/A | N/A | N/A |
| FT | 1210 | 1.90 ± 0.20 | 1,500 | 4,000 | N/A | N/A | N/A |
| LD | 1808 | 0.90 ± 0.10 | 4,000 | 10,000 | N/A | N/A | N/A |
| GB | 1812 | 1.00 ± 0.10 | 1,000 | 4,000 | N/A | N/A | N/A |
| GC | 1812 | 1.10 ± 0.10 | 1,000 | 4,000 | N/A | N/A | N/A |
| GD | 1812 | 1.25 ± 0.15 | 1,000 | 4,000 | N/A | N/A | N/A |
| GE | 1812 | 1.30 ± 0.10 | 1,000 | 4,000 | N/A | N/A | N/A |
| GF | 1812 | 1.50 ± 0.10 | 1,000 | 4,000 | N/A | N/A | N/A |
| GG | 1812 | 1.55 ± 0.10 | 1,000 | 4,000 | N/A | N/A | N/A |
| GH | 1812 | 1.40 ± 0.15 | 1,000 | 4,000 | N/A | N/A | N/A |
| GJ | 1812 | 1.70 ± 0.15 | 1,000 | 4,000 | N/A | N/A | N/A |
| GK | 1812 | 1.60 ± 0.20 | 1,000 | 4,000 | N/A | N/A | N/A |
| GL | 1812 | 1.90 ± 0.20 | 1,000 | 4,000 | N/A | N/A | N/A |
| GM | 1812 | 2.00 ± 0.20 | 1,000 | 4,000 | N/A | N/A | N/A |
| GN | 1812 | 1.70 ± 0.20 | 1,000 | 4,000 | N/A | N/A | N/A |
| GO | 1812 | 2.50 ± 0.20 | 500 | N/A | N/A | N/A | N/A |
| HB | 1825 | 1.10 ± 0.15 | 1,000 | 4,000 | N/A | N/A | N/A |
| HC | 1825 | 1.15 ± 0.15 | 1,000 | 4,000 | N/A | N/A | N/A |
| HD | 1825 | 1.30 ± 0.15 | 1,000 | 4,000 | N/A | N/A | N/A |
| HE | 1825 | 1.40 ± 0.15 | 1,000 | 4,000 | N/A | N/A | N/A |
| HF | 1825 | 1.50 ± 0.15 | 1,000 | 4,000 | N/A | N/A | N/A |
| JB | 2220 | 1.00 ± 0.15 | 1,000 | 4,000 | N/A | N/A | N/A |
| JC | 2220 | 1.10 ± 0.15 | 1,000 | 4,000 | N/A | N/A | N/A |
| JD | 2220 | 1.30 ± 0.15 | 1,000 | 4,000 | N/A | N/A | N/A |
| JE | 2220 | 1.40 ± 0.15 | 1,000 | 4,000 | N/A | N/A | N/A |
| JF | 2220 | 1.50 ± 0.15 | 1,000 | 4,000 | N/A | N/A | N/A |
| JG | 2220 | 1.70 ± 0.15 | 1,000 | 4,000 | N/A | N/A | N/A |
| JH | 2220 | 1.80 ± 0.15 | 1,000 | 4,000 | N/A | N/A | N/A |
| JO | 2220 | 2.40 ± 0.15 | 500 | 2,000 | N/A | N/A | N/A |
| KB | 2225 | 1.00 ± 0.15 | 1,000 | 4,000 | N/A | N/A | N/A |
| KC | 2225 | 1.10 ± 0.15 | 1,000 | 4,000 | N/A | N/A | N/A |
| KD | 2225 | 1.30 ± 0.15 | 1,000 | 4,000 | N/A | N/A | N/A |
| KE | 2225 | 1.40 ± 0.15 | 1,000 | 4,000 | N/A | N/A | N/A |

This chart refers to ceramic chip thickness codes on pages 73 – 76.

Note: TU suffix represents tape and reel packaging of unmarked components.

Note: TM suffix represents tape and reel packaging of marked components.

Cases sizes ≤1210 are 8mm tape with 4mm pitch and Case Sizes >1210 are 12mm tape and 8mm pitch.

Tape & Reel Packaging

KEMET offers Multilayer Ceramic Chip Capacitors packaged in 8mm and 12mm plastic tape on 7" and 13" reels in accordance with EIA standard 481-1: Taping of surface mount components for automatic handling. This packaging system is compatible with all tape fed automatic pick and place systems. See page 78 for details on reeling quantities for commercial chips and page 87 for MIL-PRF-55681 chips.



Case Sizes ≤ 1210 are 8 mm tape with 4 mm pitch.
Case Sizes >1210 are 12 mm tape with 8 mm pitch.

Note: TU suffix represents tape and reel packaging of unmarked components.
TM suffix represents tape and reel packaging of marked components.

SURFACE MOUNT LAND DIMENSIONS - CERAMIC CHIP CAPACITORS - MM



| Dimension | Reflow Solder | | | | | Wave Solder | | | | |
|-----------|---------------|------|------|--------|--------|-----------------|------|------|--------|------|
| | Z | G | X | Y(ref) | C(ref) | Z | G | X | Y(ref) | Smin |
| 0402 | 2.14 | 0.28 | 0.74 | 0.93 | 1.21 | Not Recommended | | | | |
| 0603 | 2.78 | 0.68 | 1.08 | 1.05 | 1.73 | 3.18 | 0.68 | 0.80 | 1.25 | 1.93 |
| 0805 | 3.30 | 0.70 | 1.60 | 1.30 | 2.00 | 3.70 | 0.70 | 1.10 | 1.50 | 2.20 |
| 1206 | 4.50 | 1.50 | 2.00 | 1.50 | 3.00 | 4.90 | 1.50 | 1.40 | 1.70 | 3.20 |
| 1210 | 4.50 | 1.50 | 2.90 | 1.50 | 3.00 | 4.90 | 1.50 | 2.00 | 1.70 | 3.20 |
| 1812 | 5.90 | 2.30 | 3.70 | 1.80 | 4.10 | Not Recommended | | | | |
| 1825 | 5.90 | 2.30 | 6.90 | 1.80 | 4.10 | | | | | |
| 2220 | 7.00 | 3.30 | 5.50 | 1.85 | 5.15 | | | | | |
| 2225 | 7.00 | 3.30 | 6.80 | 1.85 | 5.15 | | | | | |

Calculation Formula
 $Z = Lmin + 2Jt + Tt$
 $G = Smax - 2Jh - Th$
 $X = Wmin + 2Js + Ts$
 Tt, Th, Ts = Combined tolerances

TANTALUM, CERAMIC AND ALUMINUM CHIP CAPACITORS

Packaging Information

Performance Notes

- Cover Tape Break Force:** 1.0 Kg Minimum.
- Cover Tape Peel Strength:** The total peel strength of the cover tape from the carrier tape shall be:

| Tape Width | Peel Strength |
|------------|--|
| 8 mm | 0.1 Newton to 1.0 Newton (10g to 100g) |
| 12 mm | 0.1 Newton to 1.3 Newton (10g to 130g) |

The direction of the pull shall be opposite the direction of the carrier tape travel. The pull angle of the carrier tape shall be 165° to 180° from the plane of the carrier tape. During peeling, the carrier and/or cover tape shall be pulled at a velocity of 300 ±10 mm/minute.

- Reel Sizes:** Molded tantalum capacitors are available on either 180 mm (7") reels (standard) or 330 mm (13") reels (with C-7280). Note that 13" reels are preferred.
- Labeling:** Bar code labeling (standard or custom) shall be on the side of the reel opposite the sprocket holes. Refer to EIA-556.

Embossed Carrier Tape Configuration: Figure 1



Table 1 — EMBOSSED TAPE DIMENSIONS (Metric will govern)

| Constant Dimensions — Millimeters (Inches) | | | | | | | | | |
|--|--|-------------------------------|-------------------------------|-----------------------------|-----------------------------|--------------------|--------------------|------------------------------|--|
| Tape Size | D ₀ | E | P ₀ | P ₂ | T Max | T ₁ Max | | | |
| 8 mm and 12 mm | 1.5 +0.10 -0.0 (0.059 +0.004, -0.0) | 1.75 ±0.10 (0.069 ±0.004) | 4.0 ±0.10 (0.157 ±0.004) | 2.0 ±0.05 (0.079 ±0.002) | 0.600 (0.024) | 0.100 (0.004) | | | |
| Variable Dimensions — Millimeters (Inches) | | | | | | | | | |
| Tape Size | Pitch | B ₁ Max. Note 1 | D ₁ Min. Note 2 | F | P ₁ | R Min. Note 3 | T ₂ Max | W | A ₀ B ₀ K ₀ Note 4 |
| 8 mm | Single (4 mm) | 4.4 (0.173) | 1.0 (0.039) | 3.5 ±0.05 (0.138 ±0.002) | 4.0 ±0.10 (0.157 ±0.004) | 25.0 (0.984) | 2.5 (0.098) | 8.0 ±0.30 (.315 ±0.012) | |
| 12 mm | Double (8 mm) | 8.2 (0.323) | 1.5 (0.059) | 5.5 ±0.05 (0.217 ±0.002) | 8.0 ±0.10 (0.315 ±0.004) | 30.0 (1.181) | 4.6 (0.181) | 12.0 ±0.30 (0.472 ±0.012) | |

NOTES

- B1 dimension is a reference dimension for tape feeder clearance only.
- The embossment hole location shall be measured from the sprocket hole controlling the location of the embossment. Dimensions of embossment location and hole location shall be applied independent of each other.
- Tape with components shall pass around radius "R" without damage (see sketch A). The minimum trailer length (Fig. 2) may require additional length to provide R min. for 12 mm embossed tape for reels with hub diameters approaching N min. (Table 2)
- The cavity defined by A₀, B₀, and K₀ shall be configured to surround the part with sufficient clearance such that the chip does not protrude beyond the sealing plane of the cover tape, the chip can be removed from the cavity in a vertical direction without mechanical restriction, rotation of the chip is limited to 20 degrees maximum in all 3 planes, and lateral movement of the chip is restricted to 0.5 mm maximum in the pocket (not applicable to vertical clearance.)

Embossed Carrier Tape Configuration (cont.)

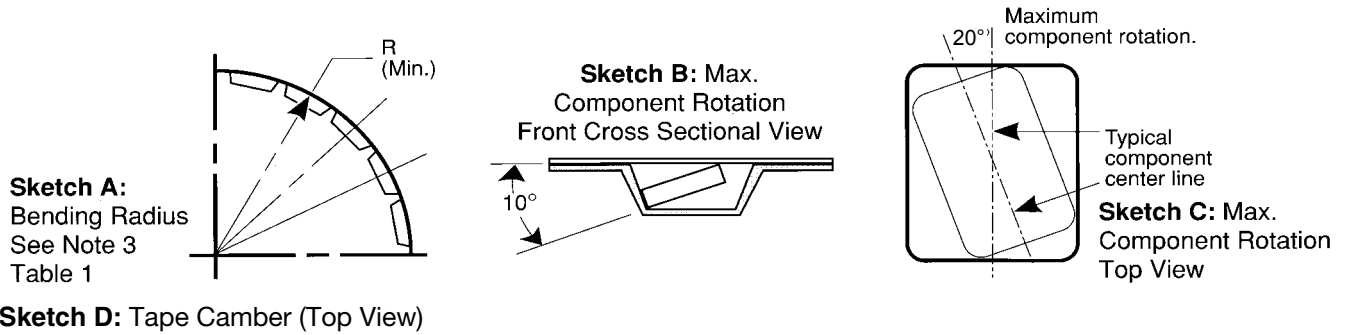


Figure 2:
Tape Leader
& Trailer
Dimensions
(Metric
Dimensions
Will Govern)



Figure 3: Reel Dimensions (Metric Dimensions will govern)

Table 2 – REEL DIMENSIONS (Metric will govern)

| Tape Size | A Max | B* Min | C | D* Min | N Min | W_1 | W_2 Max | W_3 |
|-----------|-------------------|----------------|--------------------------------|-----------------|----------------------------------|---|-----------------|--|
| 8 mm | 330.0 (12.992) | 1.5 (0.059) | 13.0 ± 0.20 (0.512 ± 0.008) | 20.2 (0.795) | 50.0 (1.969) See Note 3 | 8.4 +1.5, -0.0 (0.331 +0.059, -0.0) | 14.4 (0.567) | 7.9 Min (0.311) 10.9 Max (0.429) |
| 12 mm | 330.0 (12.992) | 1.5 (0.059) | 13.0 ± 0.20 (0.512 ± 0.008) | 20.2 (0.795) | Table 1 | 12.4 +2.0, -0.0 (0.488 +0.078, -0.0) | 18.4 (0.724) | 11.9 Min (0.469) 15.4 Max (0.606) |

Punched Carrier (Paper Tape) Configuration (Ceramic Chips Only):

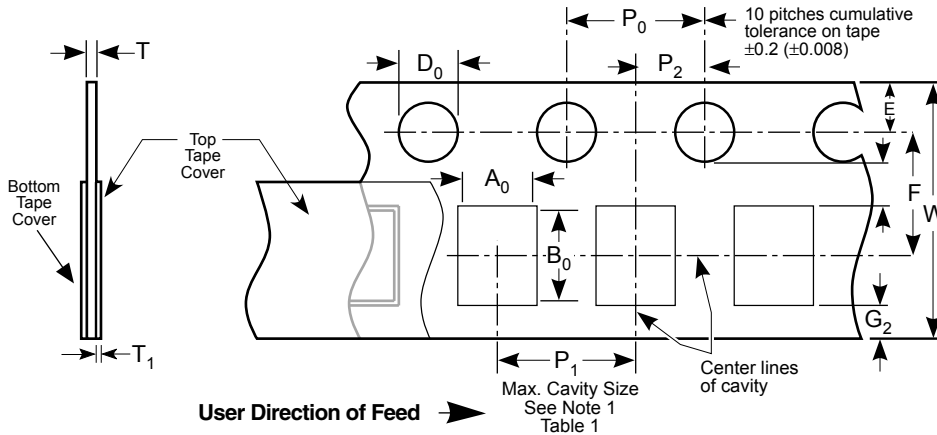


Table 1: 8 & 12mm Punched Tape
(Metric Dimensions Will Govern)

Constant Dimensions - Millimeters (Inches)

| Tape Size | D ₀ | E | P ₀ | P ₂ | T ₁ | G ₁ | G ₂ | R Min. |
|--------------|--|-----------------------------|------------------------------|------------------------------|------------------------|------------------------|------------------------|------------------------------------|
| 8mm and 12mm | 1.5 +0.10, -0.0 (.059 +0.004, -0.0) | 1.75 ±0.10 (.069 ±0.004) | 4.0 ± 0.10 (.157 ± 0.004) | 2.0 ± 0.05 (.079 ± 0.002) | 0.10 (.004) Max. | 0.75 (.030) Min. | 0.75 (.030) Min. | 25 (.984) See Note 2 Table 1 |

Table 1: 8 & 12mm Punched Tape
(Metric Dimensions Will Govern)

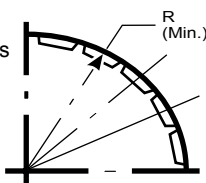
Variable Dimensions - Millimeters (Inches)

| Tape Size | P ₁ | F | W | A ₀ B ₀ | T |
|-------------------------|--|-----------------------------|-----------------------------|-------------------------------|--|
| 8mm 1/2 Pitch | 2.0 ± 0.10 (.079 ± .004) See Requirements Section 3.3 (d) | 3.5 ± 0.05 (.138 ± .002) | 8.0 ± 0.3 (.315 ± 0.012) | See Note 1 Table 1 | 1.1mm (.043) Max. for Paper Base Tape and 1.6mm (.063) Max. for Non- Paper Base Compositions. See Note 3. |
| 8mm | 4.0 ± 0.10 (0.157 ± .004) | | | | |
| 12mm | 4.0 ± 0.10 (0.157 ± .004) | | | | |
| 12mm Double Pitch | 8.0 ± 0.10 (0.315 ± .004) | | | | |

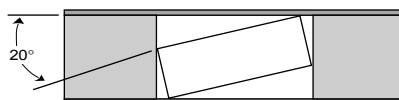
Note:

1. A₀, B₀ and T determined by the maximum dimensions to the ends of the terminals extending from the body and/or the body dimensions of the component. The clearance between the ends of the terminals or body of the component to the sides and depth of the cavity (A₀, B₀ and T) must be within 0.05mm (.002) minimum and 0.50mm (.020) maximum. The clearance allowed must also prevent rotation of the component within the cavity of not more than 20 degrees (see sketches A and B).
2. Tape with components shall pass around radius "R" without damage.
3. KEMET nominal thicknesses are: 0402 = 0.6mm and all others 0.95mm minimum.

Sketch A:
Bending Radius
See Note 2
Table 1



Sketch B:
Max. Component
Rotation - Front
Cross Sectional View



Sketch C:
Component Rotation - Top View

